



# Defense Logistics Agency Standardization Conference



## Developing More Cost Effective Batteries

Dale Roberts

Sustainment Engineering Branch  
Defense Supply Center Richmond  
Defense Logistics Agency  
March 2005



# DLA Sustainment Engineering *Reliability Initiative*



**Reduce Total Operating Costs**



**Support the War Fighter**

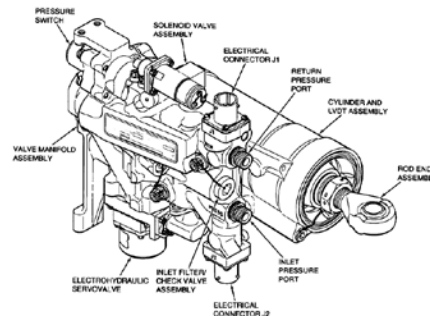


**Improve  
Parts Availability**



**Integrate Technology  
Solutions  
Across Services**

**Improve Reliability**





# Hybrid Battery Supercapacitor



- Air 4.4.4.1 has prototype in testing
- Technical challenges.



# Supercapacitor Benefits



- Long life. Should outlast airframe
- No maintenance
- Performance over wide temperature range
- No hazardous materials
- Reduces battery requirements and disposals
- Fast recharge



# AH-1 Test Table




Photo provided by Bill Johnson, Air 4.4.4.1.



# Close-up of Bus Transfer Relay (K7)




Photo provided by Bill Johnson, Air 4.4.4.1.



# Power Supply and 48 kW Electrical Load



Photo provided by Bill Johnson, Air 4.4.4.1.

Provided by Bill Johnson, Air 4.4.4.1.



# Test Items



- 2 D8565/10-1's (blue)
- 1 Lead-Acid Battery (red top)
- 1 Supercapacitor (black top)



Photo provided by Bill Johnson, Air 4.4.4.1.





# Data Acquisition System



Photo provided by Bill Johnson, Air 4.4.4.1.

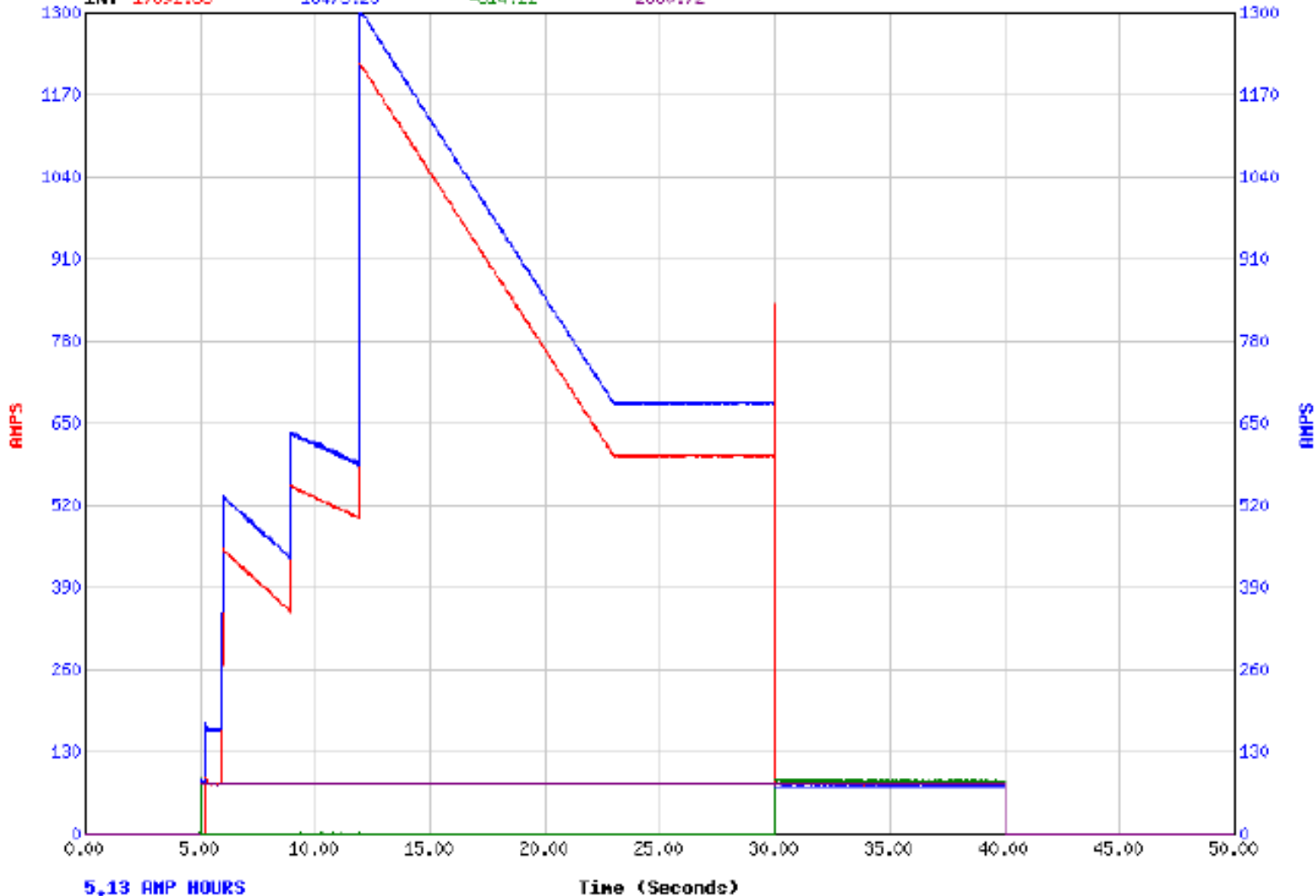


# (2) D8565/15-1 with No Supercapacitor (amps)



AH-1Start MilPrf 0565/15-101002 T/N: 021105\_1a2 S/N: 40059700/14377 Test Date: 11-Feb-2005 14:55

CID	Amps_Load 1	Amps_Bat 1	Amps_Bat 2	Amps_Load 2
MAX	1220.47(-1.00)	1305.61(-222.46)	89.39(-235.89)	82.63(-3.85)
INT	17891.66	18473.23	-614.11	2860.72



Provided by Bill Johnson, Air 4.4.4.1.

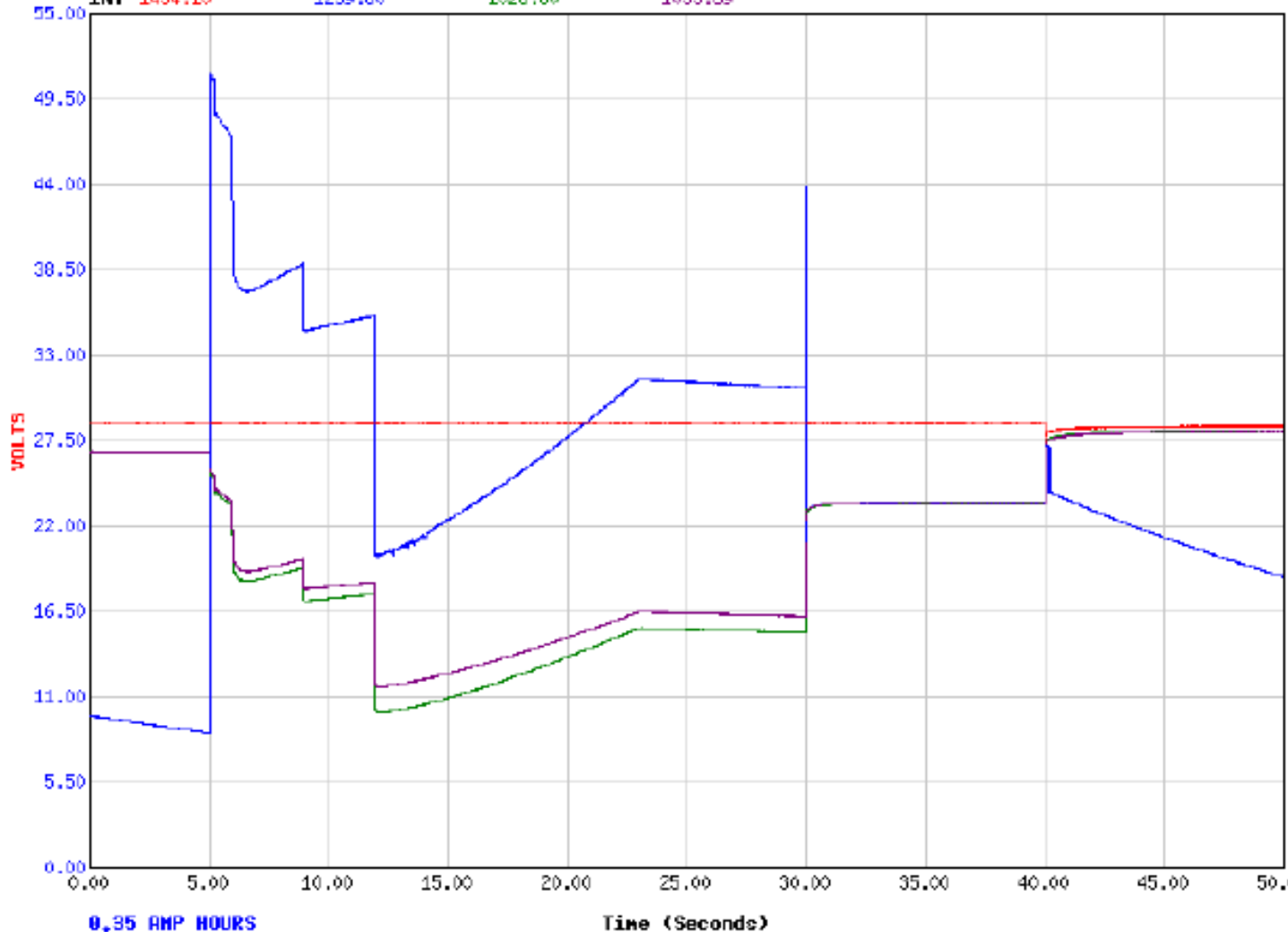


# (2) D8565/15-1 with No Supercapacitor (voltage)



AH-1Start MilPrf 0565/15-1B1002 T/N: 021105\_1a2 S/N: 40059760/14377 Test Date: 11-Feb-2005 14:55

CID	Volts_EX1	Volts_Starter	Volts_Bat 1	Volts_Bat 2
MAX	28.79(0.00)	51.23(0.00)	28.24(0.00)	28.21(0.00)
INT	1434.10	1259.60	1026.80	1053.89



Provided by Bill Johnson, Air 4.4.4.1.



# (2) D8565/15-1 with 40 Kj Supercapacitors (amps)



AH-1Start MilPrf 8565/15-1\40Kj T/N: 021005\_1b2 S/N: 40059760/14377 Test Date: 10-Feb-2005 11:16  
CID Ampe\_Load 1 Ampe\_Bat 1 Ampe\_Bat 2  
MAX 1221.20(-1.46) 1224.22(-334.73) 164.62(-363.53)  
INT 17881.13 15568.79 -1465.12



4.32 AMP HOURS

Time (Seconds)

Provided by Bill Johnson, Air 4.4.4.1.

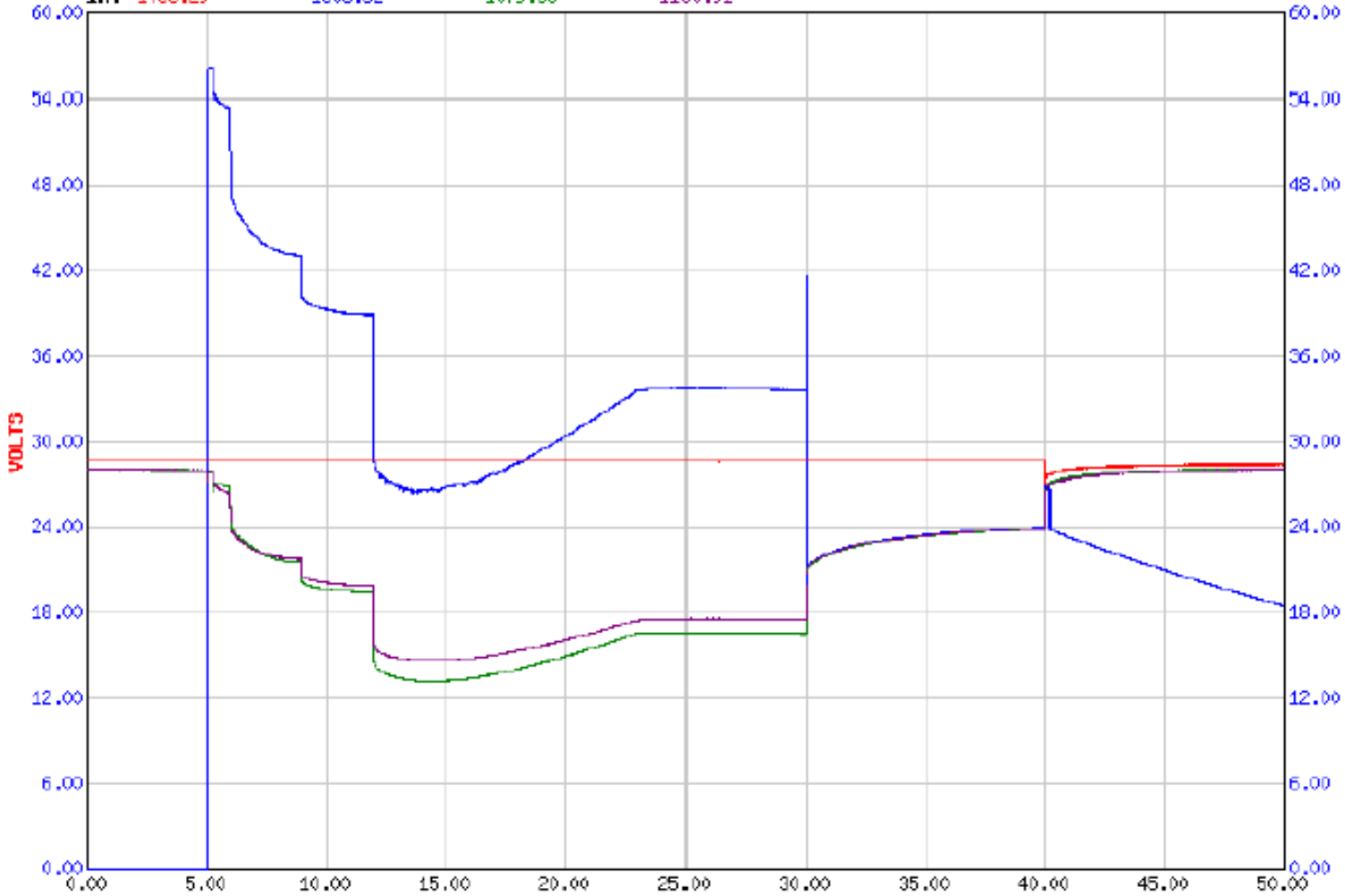


# (2) D8565/15-1 with 40 Kj Supercapacitors (voltage)



AH-1Start MilPrf 8565/15-1\40KJ T/N: 021005\_1b2 S/N: 40059768/14377 Test Date: 10-Feb-2005 11:16

CID	Volts_EXT	Volts_Starter	Volts_Bat 1	Volts_Bat 2
MAX	28.79(0.00)	56.20(-0.04)	28.19(0.00)	28.15(0.00)
INT	1433.29	1303.82	1079.65	1100.91



8.36 AMP HOURS

Time (Seconds)



# Supercapacitor Availability



- Supercapacitors used in testing are available for additional applications
  - PN 700010 (53203) NSN 6140-01-503-6137 120KJ
  - PN 700014 (53203) NSN 6140-01-504-4757 40KJ
- DLA can support you via the Reliability Initiative, to explore development efforts involving supercapacitors.
- Contact us: Sustainment Engineering Branch
  - Dale Roberts, Navy Team, Engineer, at 804-279-3866
  - Edilia Correa, Branch Chief, at 804-279-6233



# NiCad to Lead-Acid Battery Conversion



- Lower cost
- Low maintenance
- May eliminate need for charger
- Better performance than older designs
- Evaluate on a case-by-case basis



# Shelf Life Testing



- Batteries often have short shelf-life
- Shelf life is not always consistent
- Cells may be common to batteries
- Extension may be possible





# Separator for NiCad



- NiCad performance declined
- Evaluation of problem needed
- Acceptable materials identified



# E-3 Battery Project



- High cell usage
- New low maintenance battery
- Charger upgrade
- Thermal monitoring issues
- Navy experience with mixing cells
- Whole battery replacement



# Variation in NiCad Cells Reduces Life and Performance




“.... some .... cells age at different rates .... they gradually develop different charge capacities, and as the battery as a whole is charged and discharged repeatedly, these differences are accentuated - a kind of ‘survival of the fittest’ process occurs.”

“.... result is .... ‘weak’ cells can be discharged well **below the 1.1 (Volt) level**, and even driven into **reverse charge**, before the others reach the fully discharged state. Then during recharging, the same cells tend to **absorb most of the charge and overheat**, while the others (... not properly discharged) are improperly recharged and tend to **suffer increased crystal growth.**”

Excerpts from: Electus Distribution Reference Data Sheet: NICADS.PDF  
USING & CHARGING NI-CAD BATTERIES (2001)



# NiCad Battery With Failed Cells



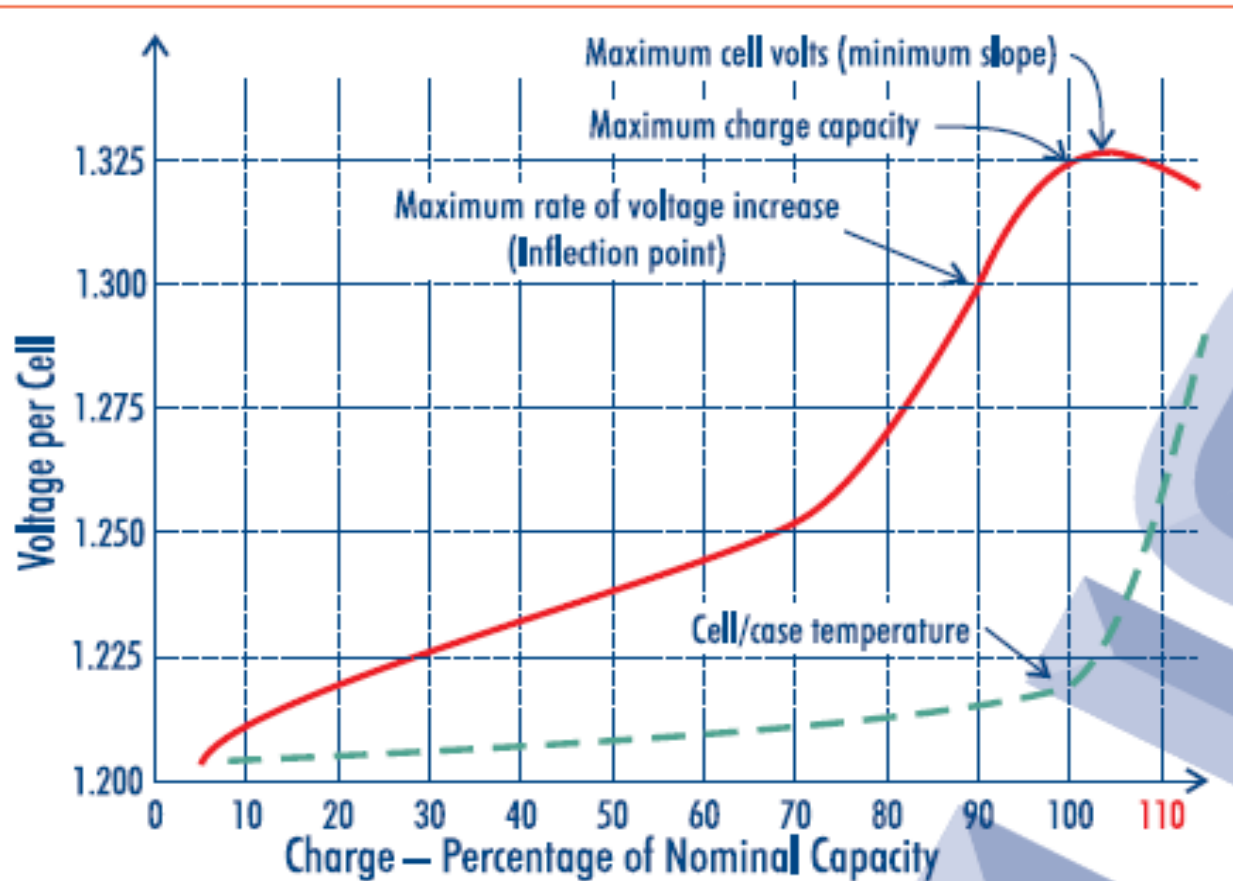


# NiCad Cell Failures





# NiCad Temperature Increase and Voltage Decrease in Overcharge



**Fig.2: How the terminal voltage of a typical NiCad cell (and also its temperature) tends to vary during charging. Both the inflection point and the voltage peak are used for end-of-charge detection in high-end chargers.**

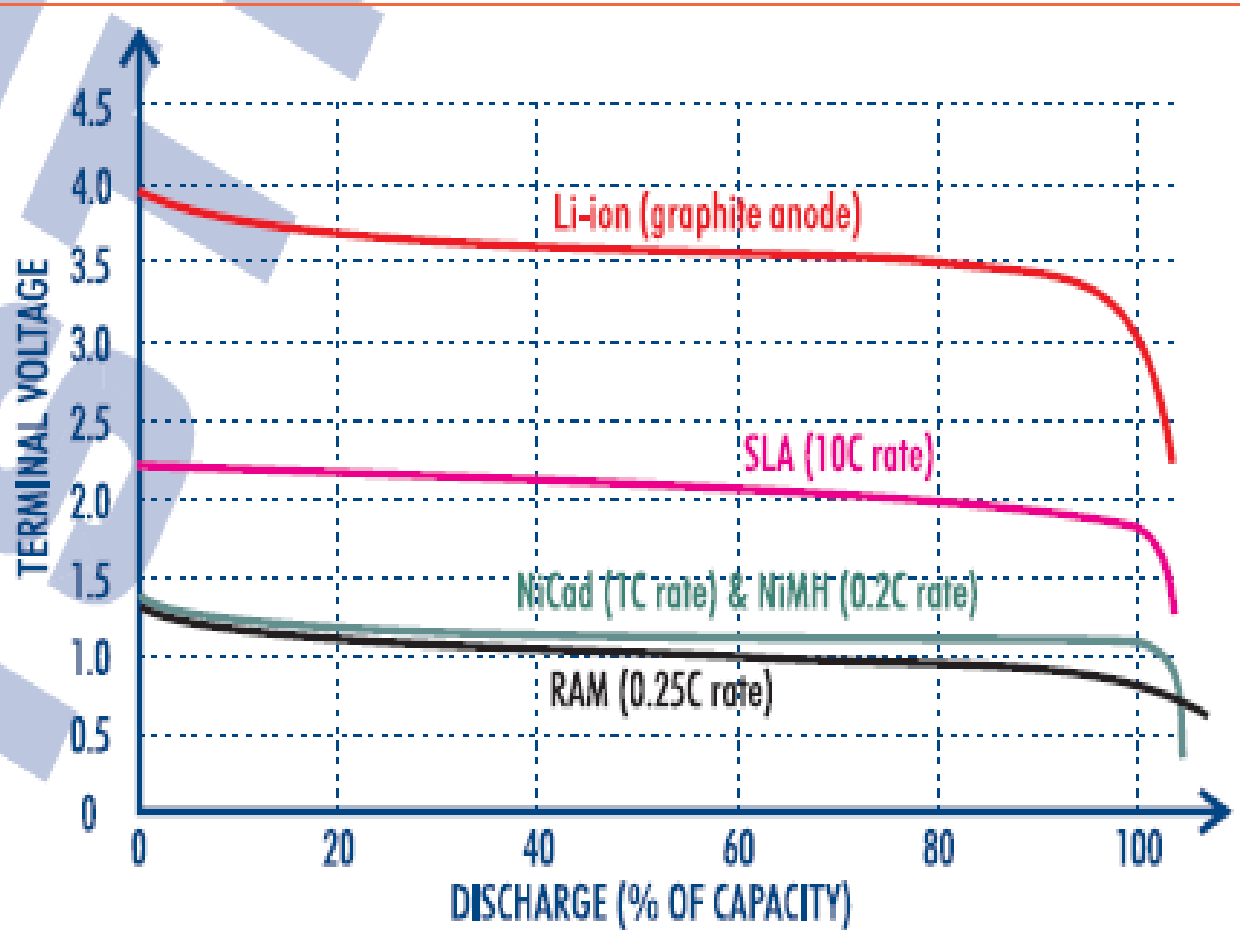
Reference: Electus Distribution Reference Data Sheet: NICADS.PDF (1)

USING & CHARGING NI-CAD BATTERIES (2001)

[www1.electusdistribution.com.au/notes.asp](http://www1.electusdistribution.com.au/notes.asp)



# NiCad Voltage Drop at 1.1 Volts



Discharge curves for one cell of each of the five main types of rechargeable battery, compared at typical discharge rates.



# Audits on Aviation Battery Manufacturers



- Supplier changed separator and wetting agent
- Changes reduced NiCad performance
- Other changes may have negative impact
- Goals:
  - Identify changes
  - Evaluate impact
  - Increase performance





## NiCad Deletion List



<b>Part Number</b>	<b>Cost</b>	<b>#/yr</b>	<b>\$/yr</b>
• <b>M81757/9-3</b>	<b>\$1,590.79</b>	<b>36</b>	<b>\$ 47,724</b>
• <b>M81757/9-2</b>	<b>\$1,547.72</b>	<b>20</b>	<b>\$ 37,145</b>
• <b>M81757/11-3</b>	<b>\$1,441.23</b>	<b>24</b>	<b>\$ 36,031</b>
• <b>M81757/12-2</b>	<b>\$2,627.79</b>	<b>16</b>	<b>\$ 28,906</b>
• <b>M81757/7-2</b>	<b>\$1,593.76</b>	<b>4</b>	<b>\$ 0</b>



# Connector Standardization MIL-PRF-8565



- D8565/5-1 & /5-2 are identical, except for connector
- Testing connectors
- ECP will be generated



# Standardize Batteries D8565/7-1 and -2



- Battery has -1 and -2 configuration
- AV-8 and AV-8B only -1 user
- Standardizing to -2 requires:
  - ECP (engineering change proposal)
  - Manual changes
- Upgrade is being implemented



# Evaluate C-5 Failed NiCad Cells



- 41 failed cells evaluated
- Compared with 25 cells from stock
- Burns at top and water loss
- Large spread in age
- Root cause analysis indicates mixed cells are probable cause



# Crane Shelf Life Activities



- Some lead-acid batteries have 6-month or less shelf-life
- Evaluating options for extension:
  - Shelf-life data
  - Shelf-life testing
  - Environment and procedures
  - Alternate designs (AGM, VLRA, etc.)



# Battery Standardization



- Reviewing part numbered batteries
- Switch from FAT to QPL
- Improve availability
- Can improve quality



# Standardization Funding Issue and Resulting Exceptions

- Example exceptions to MIL-B-8565/10 PID.
- Numerous exceptions affect procurements.

Procurement Item Description (S9G)BATTERY, STORAGE NICKEL CADMIUM, WET QPL APPLIES SHIPPING NAME: BATTERY, WET, FILLED WITH ALKALI,UN ID SPECIAL INSTRUCTIONS FOR NSN: 6140-01-459-7962- P/N 023686-000, 6140-01-429-2629-P/N 08565/10-1 SOLICITATION NOTES:

NOTE: TESTING OF THE BATTERY SHALL BE IN ACCORDANCE WITH MIL-B-8565/10AS TABLE 1 WITH THE EXCEPTION OF THE FOLLOWING:

2 VENTING 3 DIMENSIONS AND WEIGHT 5 CONTAINER BODY TO CONTAINER COVER SEAL 6 STRENGTH OF HANDLES 8 STRENGTH OF RECEPTACLES 12 DISCHARGE WHILE INVERTED 15 ALTITUDE 18 VIBRATION THE FOLLOWING CHANGES SHALL APPLY:

A. FIGURE 1: CHANGE THE BATTERY FROM 13.84 INCH TO 14.55 INCH MAXIMUM.

B. FIGURE 1: DELETE THE 2.90 INCH HANDLE LOCATION DIMENSION.

C. FIGURE 1: CHANGE THE DIMENSION OF THE DISTANCE BETWEEN THE LATCHES FROM 9.40 \* 0.60 TO 9.80 \* 0.06 INCHES.

D. FIGURE 1: CHANGE THE DIMENSION OF THE DISTANCE BETWEEN THE BATTERY CENTER LINE AND THE LATCH CENTER LINE FROM 4.6 \* 0.20 INCHES TO 4.90 \* 0.06 INCHES.

E. FIGURES 5: CHANGE THE VOLTAGE PROFILE TO REVISED PROFILE (FROM MOD OF PERVIOUS CONTRACT) HAVING DISCRETE STEPS OF 19.5V, 18.5V, 13V, AND 17.0V.

F. FIGURE 7: CHANGE THE VALUES OF THE POWER SPECTRAL DENSITY FORM 0.1060 TO 0.040 AND 0.0106 TO 0.020.

G. REQUIREMENT 5: CHANGE THE MAXIMUM WEIGHT OF THE BATTERY FROM 85 POUNDS TO 86 POUNDS.

H. REQUIREMENT 9: ADD THE FOLLOWING REQUIREMENT: THE MINIMUM DISTANCE BETWEEN THE LOWEST PART OF THE HANDLE AND THE BOTTOM OF THE BATTERY CASE SHALL BE GREATER THAN 1.5 INCHES.

I. REQUIREMENT 11.B.: AFTER THE CONNECTING LEAD WIRES CAN BE NICKEL PLATED, ADD OR SILVER PLATED.

J. REQUIREMENT 11.D.: CHANGE AD590L TO AD590M.

K. 3.6.3.1 COLOR: DELETE NARRATIVE AND REPLACE WITH: THE BATTERY SHALL BE IDENTIFIED AS AN ALKALINE BATTERY BY APPLYING A COLOR IN ACCORDANCE WITH TABLE 1 TO THE CONTAINER COVER AND AS THE BACKGROUND OF ALL BATTERY LABELS.

L. 3.6.8 CAPACITY AND ELECTRICAL PERFORMANCE:

CHANGE -30C TO -26C.

M. 3.6.17 HUMIDITY: CHANGE 54 MINUTES TO 50 MINUTES.

N. 3.6.23 PROFILE DISCHARGE AT -18C: CHANGE FOREACH PROFILE DISCHARGE TO TWO OF THE THREE PROFILE DISCHARGES.

O. 3.6.26B: CHANGE 5 PERCENT TO 5 DEGREES FAHRENHEIT.

P. 4.6.15 CHARGE AND DISCHARGE AT LOW TEMPERATURE: DELETE C. DISCHARGE BATTERY AT 30 AMPERES FOR 30 MINUTES.

Q. 4.6.15 CHARGE AND DISCHARGE AT LOW TEMPERATURE: DELETE E. CHARGE BATTERY AT 28.25 VOLTS FOR A PERIOD OF 2 HOURS.

R. 4.6.15 CHARGE AND DISCHARGE AT LOW TEMPERATURE: DELETE E. REST THE BATTERY ON OPEN CIRCUIT IN A □18C TEMPERATURE CHAMBER FOR 24 HOURS.

S. 4.6.21 TEMPERATURE RISE AND FLOAT: DELETE ENTIRE TEST IN SPECIFICATION SHEET AND USE THE TEST IN THE BASE SPECIFICATION.

T. 4.6.23 VIBRATION: DELETE THE TEXT OF E. AND SUBSTITUTE DURING VIBRATION, DISCHARGE THE BATTERY AT 3.5 AMPERES.

U. 4.6.23 VIBRATION: IN H. DELETE 3.6.11 AND SUBSTITUTE THE 14-VOLT DISCHARGE OF 4.6.11C.

THE APPLICABLE NSNS AND PART NUMBERS ARE AS FOLLOWS:

6140-01-459-7962 □ P/N 023686-000 6140-01-429-2629-P/N 08565/10-1 ...END OF SPECIAL INSTRUCTIONS...

EXCEPTION TO TABLE 03302: LINES 078 AND 079 DO NOT APPLY TO THIS ITEM DESCRIPTION.

EXCEPTION DATA: GOVERNMENT WILL PAY FOR TEST SAMPLES REQUIRED BY PARA,4.4 OF MIL-B-8565J AD590L OR AD590M ACCEPTABLE TECHNICAL DATA PACKAGE AVAILABILITY THIS NSN IS PROCURED AS FULLY COMPETITIVE IN ACCORDANCE WITH A MILITARY/FEDERAL SPECIFICATIONS/STANDARDS AND/OR VOLUNTARY INDUSTRY) STANDARDS. REFER TO SECTION L, CLAUSES 2.211-9G13 FOR OBTAINING SUCH DATA.

EXCEPTION DATA TO PARA,4.3.1.1 CONTRACTOR MAY REQUEST LARGER LOT SIZES WITH AN APPROVED CONTINUOUS PROCESS INSPECTION PLAN APPROVED BY THE PROCURING ACTIVITY AND THE ESA.

EXCEPTION DATA: NO CONTRACT LOTS SHALL BE RELEASED FOR SHIPMENT UNTIL LOT ACCEPTANCE TESTING IS MET AND FINAL APPROVAL IS GIVEN BY THE QUALIFYING ACTIVITY. TEST SAMPLES SHALL NOT BE INCLUDED IN CONTRACT QUANTITY.



# Examples of Exceptions



- NOTE: TESTING OF THE BATTERY SHALL BE IN ACCORDANCE WITH MIL-B-8565/10AS TABLE 1 WITH THE EXCEPTION OF THE FOLLOWING:**
- E. FIGURES 5: CHANGE THE VOLTAGE PROFILE TO REVISED PROFILE (FROM MOD OF PREVIOUS CONTRACT) HAVING DISCRETE STEPS OF 19.5V, 18.5V, 13V, AND 17.0V.**
  - L. 3.6.8 CAPACITY AND ELECTRICAL PERFORMANCE: CHANGE -30C TO -26C.**
  - N. 3.6.23 PROFILE DISCHARGE AT -18C: CHANGE FOR EACH PROFILE DISCHARGE TO TWO OF THE THREE PROFILE DISCHARGES.**
  - T. 4.6.23 VIBRATION: DELETE THE TEXT OF E. AND SUBSTITUTE DURING VIBRATION, DISCHARGE THE BATTERY AT 3.5 AMPERES.**
  - U. 4.6.23 VIBRATION: IN H. DELETE 3.6.11 AND SUBSTITUTE THE 14-VOLT DISCHARGE OF 4.6.11C.**





# Sustainment Engineering Reliability Projects



DLA can support you via the Reliability Initiative, to explore development efforts involving improving reliability or technology insertion.

Contact us: Sustainment Engineering Branch

- Dale Roberts, Navy Team, Engineer, at

[Dale.Robert@dla.mil](mailto:Dale.Robert@dla.mil) or 804-279-3866

- Edilia Correa, Branch Chief, at

[Edilia.Correa@dla.mil](mailto:Edilia.Correa@dla.mil) or 804-279-6233



# References



## References:

John B. Timmons, PE and E. F. Koss, *Operational Testing of Valve Regulated Lead Acid Batteries in Commercial Aircraft*. (Concorde Battery Corporation).

[www.concordebattery.com/products/technical\\_info](http://www.concordebattery.com/products/technical_info).

*Using & Charging Ni-cad Batteries*, Electus Distribution Reference Data Sheet: NICADS.PDF (1) (Electus Distribution, 2001).

[www1.electusdistribution.com.au/notes.asp](http://www1.electusdistribution.com.au/notes.asp).

*Choosing A Rechargeable Battery*, Electus Distribution Reference Data Sheet: RECHARGE.PDF (1) (Electus Distribution, 2001).

[www1.electusdistribution.com.au/notes.asp](http://www1.electusdistribution.com.au/notes.asp)